
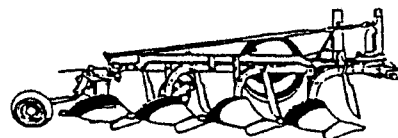


SCHEDA "A" - Disegni esplicativi

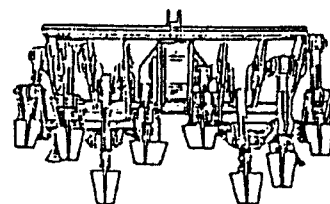
A/1



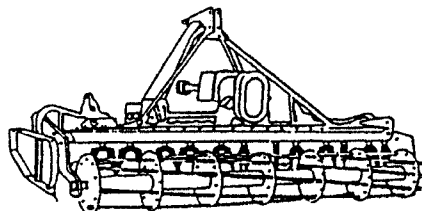
A/2




A/3



A/4



A/5



A/6



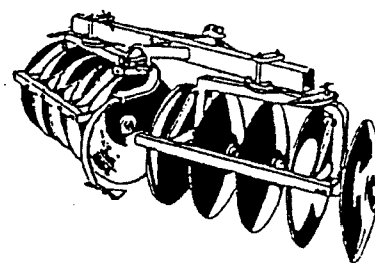


Fig. 70 - Esploso parti in alcuni casi montati su un altro corpo, come il corpo di governo della trattoria con ruota paragonata, per esempio, a - ruota di sterzo; b - parte oltre del detto ruota.

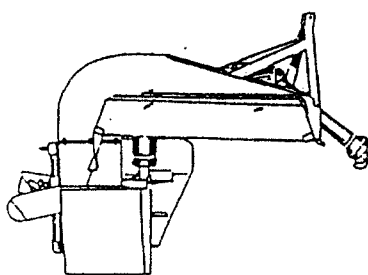
A/7



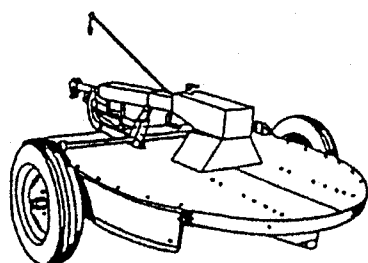
A/8




A/9



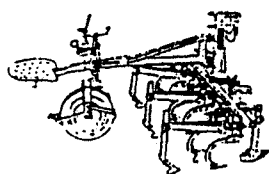
A/10



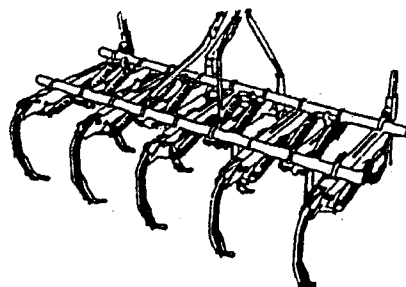
A/11



A/12



A/13



A/14

